

Land Acknowledgement

Lenape

Gayogohó:nq', Haudenosaunee

Groundswell Center for Local Food & Farming

Alexas Esposito

Farming & Food Justice
Program Coordinator

Elizabeth Gabriel

Executive Director



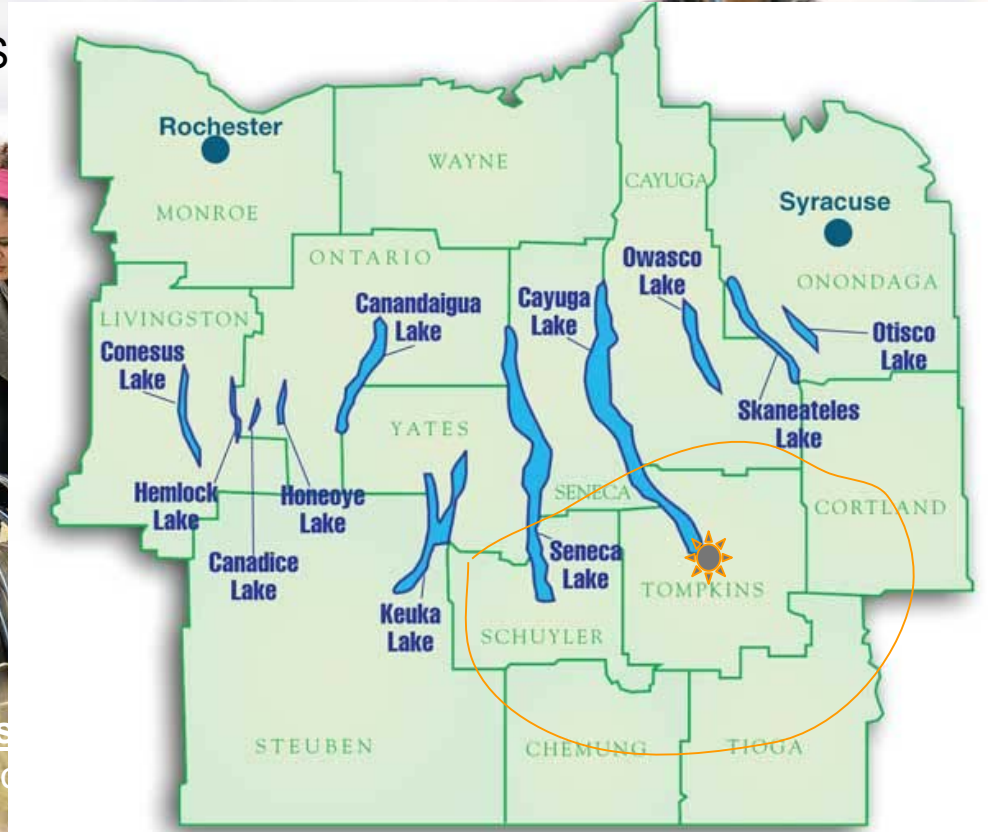


About Groundswell Center

WE SUPPORT BEGINNING FARMERS
WE CREATE AFFORDABLE LAND ACCESS
WE COLLABORATE FOR FOOD JUSTICE
WE FOSTER SUSTAINABLE FARMING
WE EDUCATE FOR SUCCESS



Training the next generation of sustainable farmers
farming skills and grow profitable, equitable and eco



History & Values

Established in 2009

Core Values:

Farming and Food
Abundance

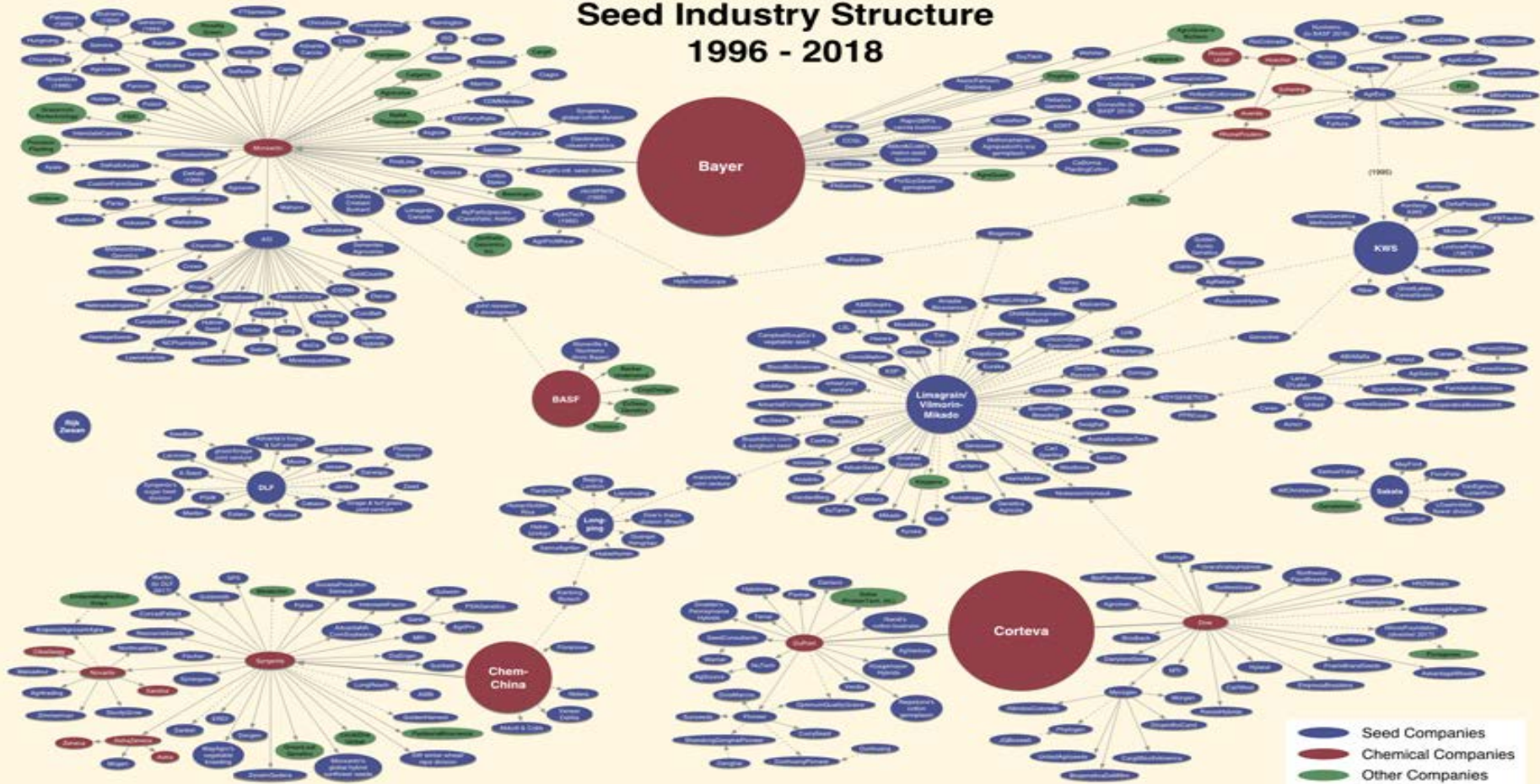
Regenerative Agriculture

Equity and Justice

Relationship Building



Seed Industry Structure 1996 - 2018



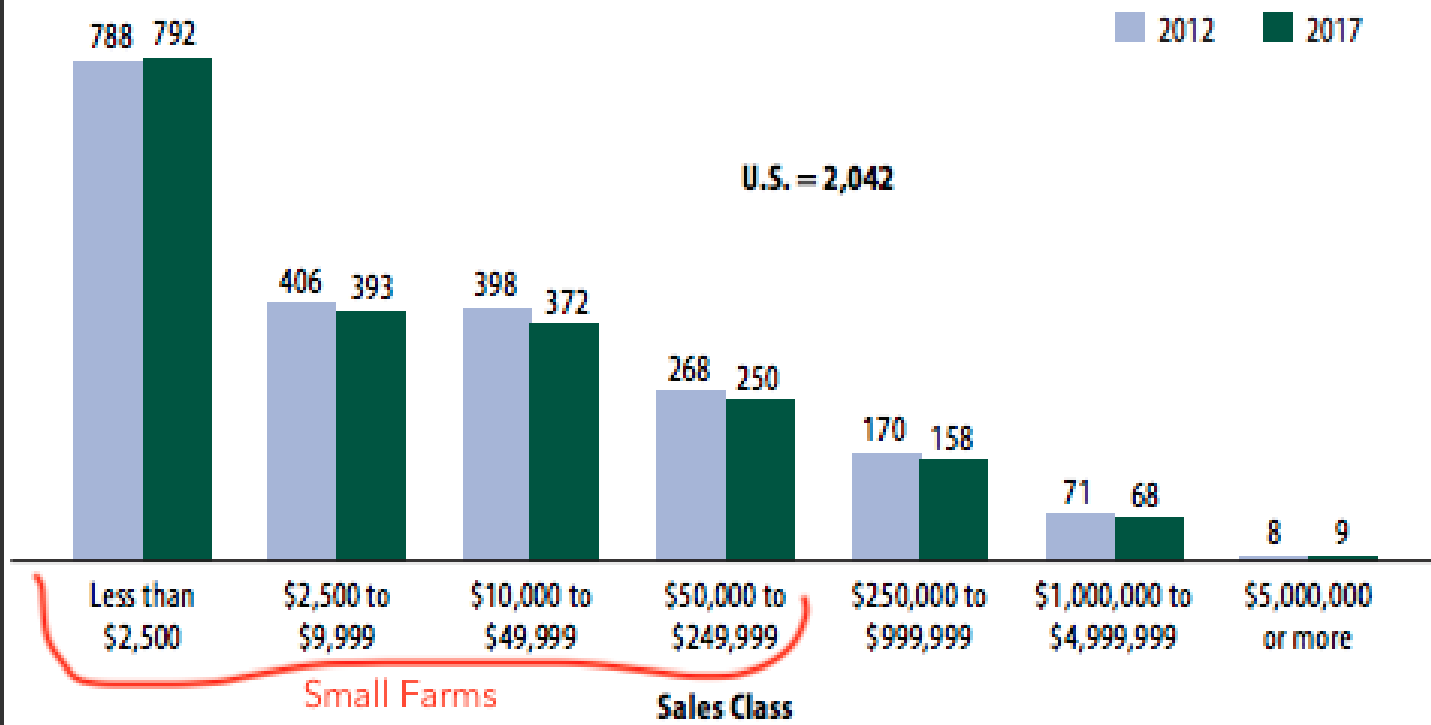
- Seed Companies
- Chemical Companies
- Other Companies
- Full Ownership
- - - Partial Ownership

● Size proportional to global seed market share

Phil Howard, Associate Professor, Michigan State University
<https://philhoward.net>

The number of mid-sized farms declined between 2012 and 2017. Only very small farms (annual sales of \$2,500 or less) and very large farms (sales of \$5 million or more) increased in number. The 76,865 farms in the top two categories (sales of \$1 million or more) are fewer than 4 percent of U.S. farms; they sold more than two thirds of all agricultural production.

Number of Farms, by Size of Farm, 2012 and 2017 (thousands)



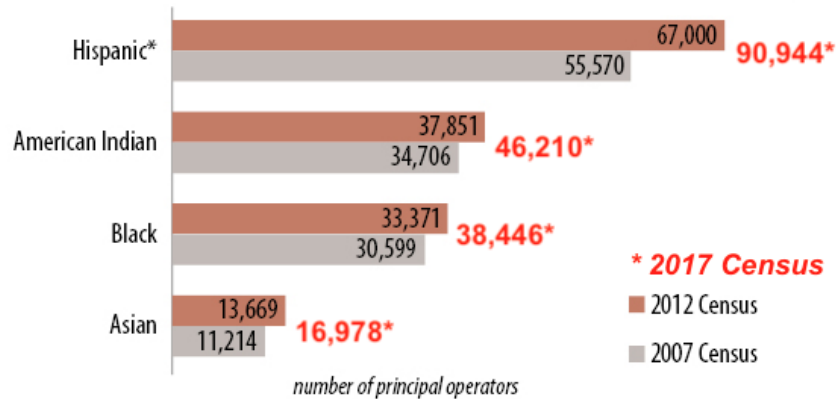
The top 4% of all US farms produce more than 2/3 of all ag production.

Increased Diversity

All categories of minority-operated farms increased between 2007 and 2012 (Fig. 4). Hispanic-operated farms were up 21 percent. Although more than half of all farms had sales of less than \$10,000, minority-operated farms (except for Asian operated-farms) fell disproportionately into this group. In 2012, more than a third of Asian principal farmers operated farms with sales of \$50,000 or more. (Table 6)


Figure 4

Minority Principal Operators, 2007 and 2012

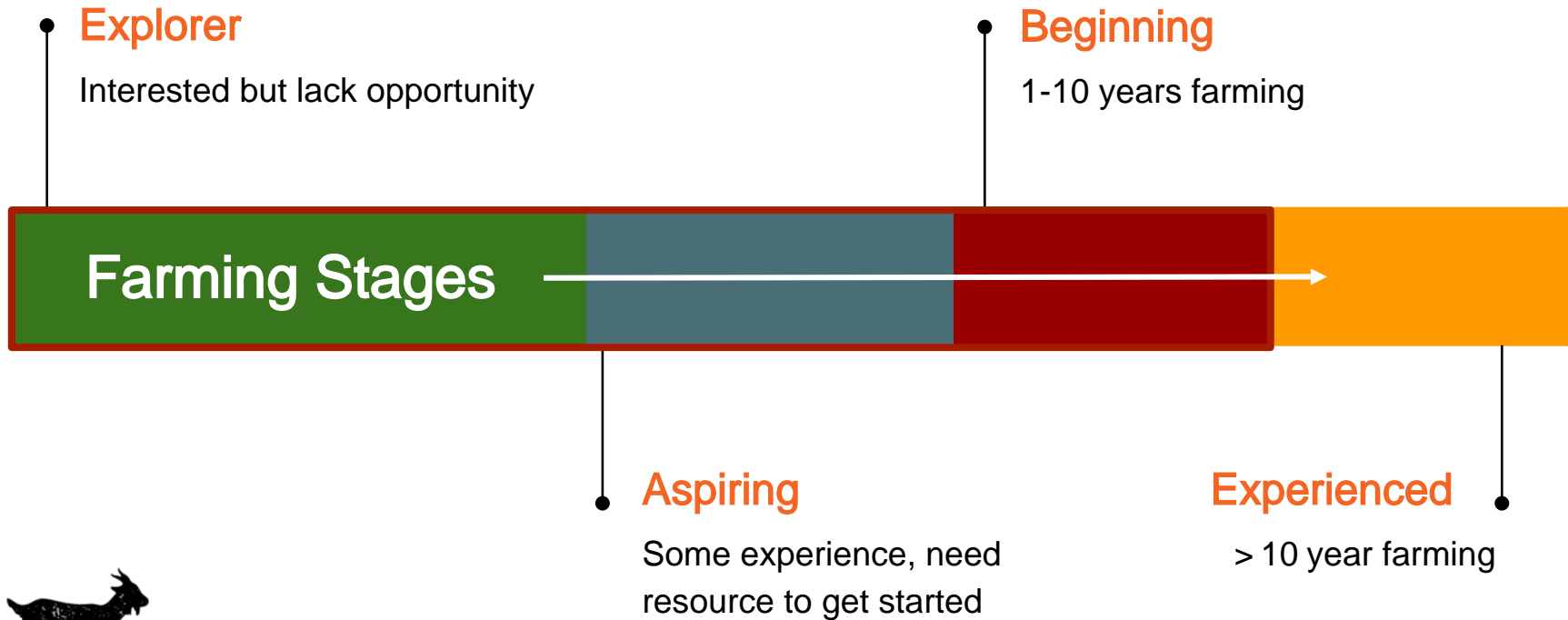


Source: USDA NASS, 2012 Census of Agriculture.

From the 2017 Ag-Census, the vast majority of farmers (95 percent) are white; however the number of farmers of color counted in 2017 increased by a greater percent (7.5%) than white farmers (6.9%)

A group of diverse people, including a woman with blonde hair, a man with glasses, and several younger women, are working together in a community room. They are filling large clear plastic bags with straw or hay. The room has a drop ceiling with fluorescent lights. In the background, there are white buckets and other people. A small black silhouette of a dog is visible in the bottom right corner.

How do you cultivate an equitable healthy agricultural food system?



Foundational Farmer Training Services

Hands - on
Assistance

Tours, Worksh



Business
Development
Support



Groundswell's Unique Programs

integrate equity, justice & farming

Network Building

Farmer to Farmer
Network

Farming for Justice
Discussion Group

Community Events/
Trainings

Asset Building

Incubator Farm

Matched Savings IDA
Program

Entrepreneurial Skill Building

Farm Business Planning
Course

1-1 Consultations



Emergent Opportunities



Emergent Opportunities



Network Building

Asset Building

Entrepreneurial Skill Building

Community Farm



Incubator Program
Expansion

Farmer Readiness
Curriculum

Product aggregation

Thank you!



- Alexas@GroundswellCenter.org
- Elizabeth@GroundswellCenter.org
607.319.5095
www.GroundswellCenter.org